

2008



PHONE NO. 800-448-2343 • FAX NO. 330-744-1228 • www.glipoolproducts.com

Pattern _____ Mil _____

Shipping:
 UPS Ground Common Carrier
 1-Day Air Other
 2-Day Air

3-Day Express Service
 Express service

TRUE-L & LAZY-L ORDER FORM

DISTRIBUTOR INFORMATION

DISTRIBUTOR NAME _____
 DISTRIBUTOR ADDRESS _____
 CITY _____ STATE _____ ZIP _____
 CONTACT _____
 PHONE _____ FAX _____
 EMAIL ADDRESS _____
 TAG NAME _____

SHIP TO

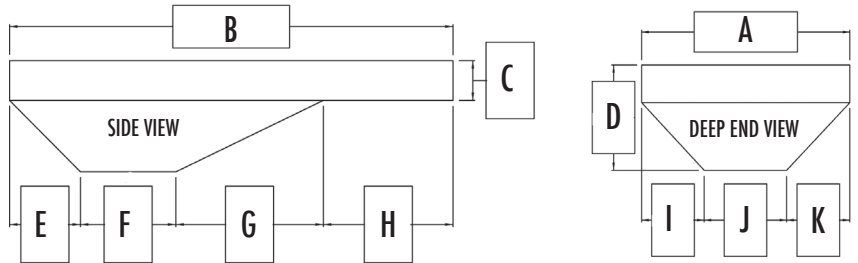
DEALER NAME _____
 DEALER ADDRESS _____
 CITY _____ STATE _____ ZIP _____
 CONTACT _____
 PHONE _____ FAX _____
 EMAIL ADDRESS _____
 PO# _____

| | | | | |
|---|---|---|--|--|
| Fiberglass Steps <input type="checkbox"/> YES <input type="checkbox"/> NO (if yes, please mark location of step on drawing below) | Vinyl Covered Steps <input type="checkbox"/> YES <input type="checkbox"/> NO (if yes, please fill out GLI step order form and draw location on top view of drawing) | Corner Type <input type="checkbox"/> Square <input type="checkbox"/> Radius _____ ft./in. _____ <input type="checkbox"/> Diagonal _____ ft./in. _____ | Safety Ledge <input type="checkbox"/> YES _____ in. <input type="checkbox"/> NO | Wall (circle one) Beaded Overlap _____ in. Overlap w/ Tile _____ in. |
|---|---|---|--|--|

POOL & HOPPER

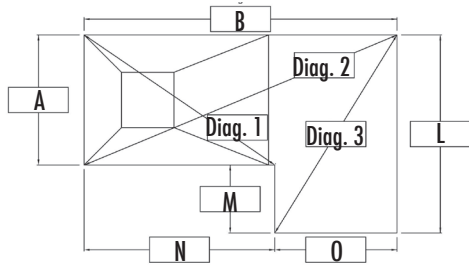
Hopper Pad Rectangle Oval Grecian Radius _____ inches

A _____ F _____ K _____ P _____ Diag. 5 _____
 B _____ G _____ L _____ Diag. 1 _____
 C _____ H _____ M _____ Diag. 2 _____
 D _____ I _____ N _____ Diag. 3 _____
 E _____ J _____ O _____ Diag. 4 _____



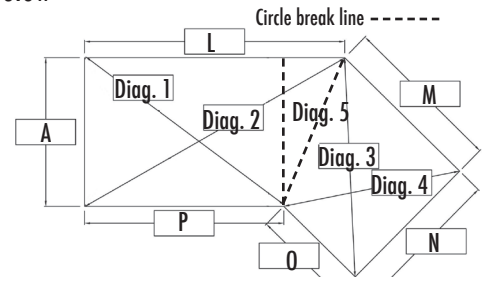
True-L - Right shown below

True L Direction*
 Right
 Left
 Reverse Corner Type
 Square
 Radius _____ in.
 Diag. _____ in.



Lazy-L - Right shown below

Lazy-L Direction*
 Right
 Left



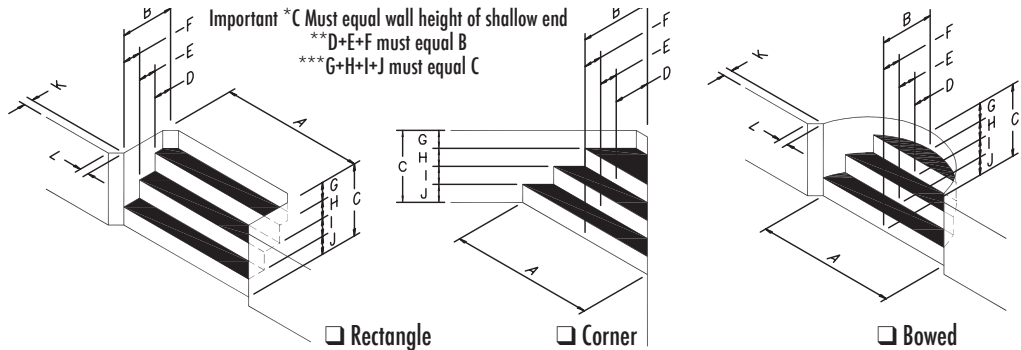
Vinyl Covered Steps (check appropriate shape below)

| | | |
|-----|---|--|
| | A | |
| | B | |
| * | C | |
| ** | D | |
| ** | E | |
| ** | F | |
| *** | G | |
| *** | H | |
| *** | I | |
| *** | J | |
| | K | |
| | L | |

Top Step Corners:
 Square
 Radius _____ inches
 Diagonal _____ inches

Tread and Riser Material:
 Same as floor
 White

Rod Pockets: Yes No
 Size _____
 Diameter of rod _____
Nailer Flaps: Yes No



Step Setback: Yes No
 If yes, see below.
 Setback Width (K) _____ inches
 Straight Angled (L) _____ inches

Diagonal measurements must be taken to imaginary sq. corners.

*Pool direction is determined by standing at the deep end of the pool looking toward the shallow end.